

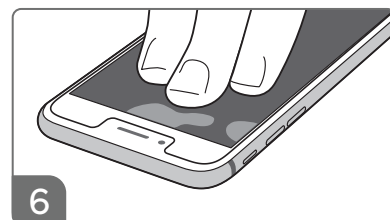
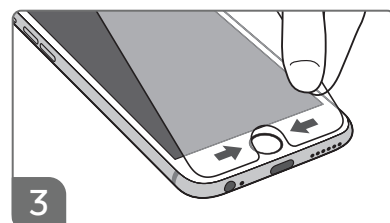
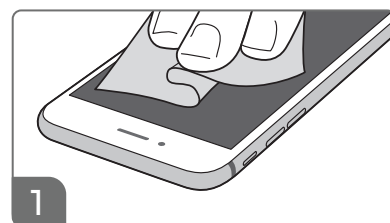
DESIGNED FOR IMPACT

ShieldView™ SCREEN PROTECTOR

FOR
iPhone® 7 Plus/
6s Plus/ 6 Plus

APPLICATION INSTRUCTIONS

- 1 Clean screen with included cloth
- 2 Remove inner protective film with Pull Tab 1 sticker
- 3 Align ShieldView with your iPhone home button
- 4 Slowly lower ShieldView onto iPhone screen
- 5 Remove outer protective film with Pull Tab 2 sticker
- 6 Press out any air bubbles with your fingers



REMOVAL

- 1 Simply peel back a corner of the screen protector from your screen and lift it off to remove.



SHARE YOUR STORY ON
SPECKPRODUCTS.COM

